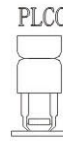
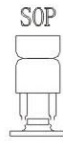
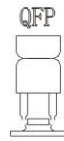
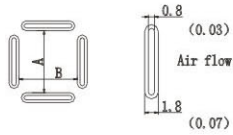


850 NOZZLES

NOZZLES

NOTE

The size in Name/Specification indicates the size of IC package



A1125 QFP 10×10 (0.39×0.39)	A1126 QFP 14×14 (0.55×0.55)	A1127 QFP 17.5×17.5 (0.68×0.68)	A1128 QFP 14×20 (0.55×0.78)	A1129 QFP 28×28 (1.1×1.1)	A1135 PLCC 17.5×17.5 (0.68×0.68) (44 Pins)	A1136 PLCC 20×20 (0.78×0.78) (52 Pins)	
A1137 PLCC 25×25 (0.98×0.98) (68 Pins)	A1138 PLCC 30×30 (1.18×1.18) (84 Pins)	A1139 PLCC 12.5×7.3 (0.49×0.29) (84 Pins)	A1140 PLCC 11.5×11.5 (0.45×0.45) (28 Pins)	A1141 PLCC 11.5×14 (0.45×0.55) (32 Pins)	A1180 BQFP 17×17 (0.67×0.67)	A1181 BQFP 19×19 (0.75×0.75)	
A1182 BQFP 24×24 (0.94×0.94)	A1184 SOJ 18×8 (0.71×0.31)	A1185 TSOJ 13×10 (0.51×0.39)	A1186 TSOJ 18×10 (0.71×0.39)	A1187 SOP 18.5×8 (0.73×0.31)	A1188 PLCC 9×9 (0.35×0.35) (20 Pins)	A1214 SOJ 10×26 (0.39×1.02)	
A1257 SOP 11×21 (0.43×0.83)	A1258 SOP 7.6×12.7 (0.3×0.5)	A1259 SOP 13×28 (0.51×1.1)	A1260 SOP 8.6×18 (0.34×0.71)	A1261 QFP 20×20 (0.78×0.78)	A1262 QFP 12×12 (0.47×0.47)	A1183 SOJ 15×8 (0.59×0.31)	
A1264 QFP 40×40 (1.57×1.57)	A1265 QFP 32×32 (1.26×1.26)	A1263 QFP 28×40 (1.1×1.57)	A1131 SOP 4.4×10 (0.17×0.39)	A1132 SOP 5.6×13 (0.22×0.51)	A1133 SOP 7.5×15 (0.3×0.59)	A1134 SOP 7.5×18 (0.3×0.7)	
A1189 PLCC 34×34 (1.34×1.34)(100 Pins)	A1203 QFP 35×35 (1.38×1.38)	A1215 QFP 42.5×42.5 (1.67×1.67)	A1191 SIP 25L (0.98)	A1192 SIP 50L (1.97)	A1121 Single ø6.4 (0.25)	A1300 Single ø8.4 (0.33)	A1301 Single ø12.7 (0.5)
A1280 BGA24×24 (0.94×0.94)	A1281 BGA26×26 (1.02×1.02)	A1282 BGA31×31 (1.22×1.22)	A1283 BGA38×38 (1.5×1.5)	A1284 BGA41×41 (1.6×1.6)	A1285 BGA44×44 (1.7×1.7)	A1286 BGA15×15 (0.6×0.6)	

● Nozzles for soldering and desoldering chips like QFP, PLCC, BGA etc can be customized as per actual dimensions